

# PREGNANCY, CHILDBIRTH AND PUREPERIUM

นพ.กรกฤษณ์ เล่าหศักดิ์ประสิทธิ์  
นายแพทย์ชำนาญการพิเศษ  
กลุ่มงานศัลยกรรม โรงพยาบาลสวรรค์ประชารักษ์

# KEYS

- RECORD & SIGN
- DETAILS & EVIDENCE
- TREATMENT
- ABOUT ICD10 AND ICD9

# OUTLINE

- ABORTION AND ABNORMAL PREGNANCY
- LABOUR AND DELIVERY
- ABNORMAL LABOUR AND DELIVERY
- MEDICAL CONDITIONS IN PREGNANT
- PUERPERAL COMPLICATIONS

# ABORTION

The image features a light blue gradient background. The word "ABORTION" is centered in a bold, dark grey, sans-serif font. The corners of the image are decorated with several realistic water droplets of varying sizes, each with a highlight and a shadow, giving them a three-dimensional appearance.

# DEFINITION

- การสิ้นสุดการตั้งครรภ์ก่อนเวลาที่ทารกสามารถมีชีวิตได้
  - น้ำหนักแรกคลอดต่ำกว่า 500 กรัม
- อายุครรภ์น้อยกว่า 20 สัปดาห์ [นับจากวันแรกของประจำเดือนครั้งสุดท้าย]

# แนวทางการสรุป

- สาเหตุ
  - SPONTANEOUS
  - MEDICAL (SUCCESS VS FAIL)
  - ILLEGAL
  - OTHER
- ครบ หรือไม่ครบ
- มีภาวะแทรกซ้อน



## ภาวะแทรกซ้อนจากการแท้ง

- INFECTION
- BLEEDING
- SHOCK : SEPTIC, HEMORRHAGIC
- EMBOLISM
- METABOLIC DISORDER
- RENAL FAILURE
- SOFT TISSUE INJURY
- CARDIAC DISORDER

During abortion      O03.- to O06.-  
Following abortion    O08.-

The following fourth-character subdivisions are for use with categories O03-O06:

Incomplete abortion includes retained products of conception following abortion.

- .0 Incomplete, complicated by genital tract and pelvic infection**  
With conditions in O08.0
- .1 Incomplete, complicated by delayed or excessive haemorrhage**  
With conditions in O08.1
- .2 Incomplete, complicated by embolism**  
With conditions in O08.2
- .3 Incomplete, with other and unspecified complications**  
With conditions in O08.3-O08.9
- .4 Incomplete, without complication**
- .5 Complete or unspecified, complicated by genital tract and pelvic infection**  
With conditions in O08.0
- .6 Complete or unspecified, complicated by delayed or excessive haemorrhage**  
With conditions in O08.1
- .7 Complete or unspecified, complicated by embolism**  
With conditions in O08.2
- .8 Complete or unspecified, with other and unspecified complications**  
With conditions in O08.3-O08.9
- .9 Complete or unspecified, without complication**



# CODE

- O03 : SPONTANEOUS ABORTION
- O04 : MEDICAL ABORTION
- O05 : OTHER ABORTION (ILLEGAL ABORTION)
- O06 : UNSPECIFIED ABORTION

**Hemorrhage in early pregnancy**  
**O20.0 Threatened abortion**

The background features a light blue to medium blue gradient. Scattered across the surface are numerous water droplets of various sizes, some appearing as simple circles and others as more complex, irregular shapes with highlights and shadows, giving them a three-dimensional appearance.

# MEDICAL ABORTION

# MEDICAL ABORTION

## Therapeutic abortion / Legal abortion / Medical abortion

- การทำแท้งที่มีข้อบ่งชี้ทางการแพทย์ด้วยวิธีการชักนำให้สิ้นสุดการตั้งครรภ์
- ให้ระบุเหตุที่ต้องชักนำให้แท้ง เช่น ความพิการของทารกในครรภ์

GA <20 weeks

PDx: Medical abortion

SDx: Reason for Rx

## Termination of pregnancy

- การทำให้อายุครรภ์ครบ 20 สัปดาห์หรือมากกว่า
- ไม่รวมกรณีที่ทารกในครรภ์เสียชีวิตแล้ว [การตั้งครรภ์สิ้นสุด]
- ให้บันทึกเหตุที่ต้องทำให้อายุครรภ์ครบเป็นการวินิจฉัยหลัก

GA >20 weeks

PDx: Reason for Rx

SDx: -

\*ตรวจสอบอายุครรภ์, สัญญาณชีพ และน้ำหนักแรกคลอด

# หัตถการ

- **MEDICAL TERMINATION OF PREGNANCY [M TOP]**

- PROSTAGLANDIN SUPPOSITORY เป็นการเหน็บยาในช่องคลอด

- **SURGICAL TERMINATION OF PREGNANCY [STOP]**

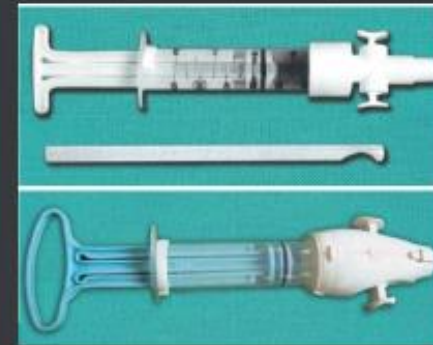
- MENSTRUAL EXTRACTION เป็นการดูดเนื้อเยื่อในโพรงมดลูกออกด้วยระบบอกสุญญากาศ [MANUAL VACUUM ASPIRATION]
- ASPIRATION CURETTAGE เป็นการดูดเนื้อเยื่อในโพรงมดลูกออกด้วยเครื่องดูด
- DILATATION AND CURETTAGE เป็นการขูดเอาชิ้นส่วนในโพรงมดลูก
- INTRAUTERIN INJECTION เป็นการฉีดน้ำเกลือเข้มข้นเข้าในถุงน้ำคร่ำผ่านทางหน้าท้อง



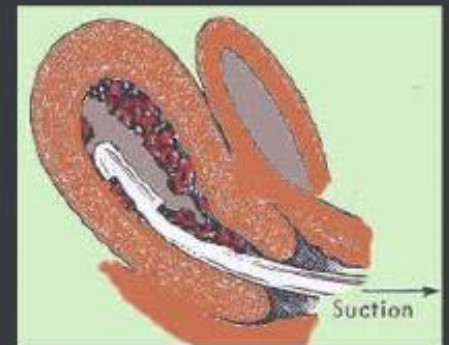
# Termination of Pregnancy

Medical process of ending a pregnancy

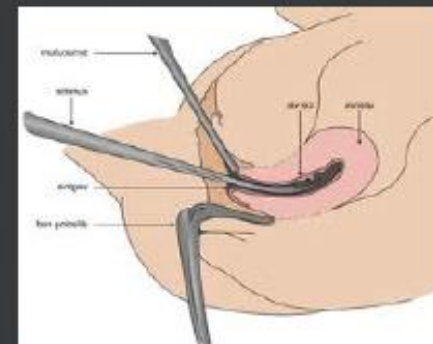
Summary Procedure	for abortion	for pregnancy
Prostaglandin suppository	96.49	96.49
Menstrual regulation	69.6	69.6
Menstrual extraction	69.6	69.6
Aspiration curettage	69.51	69.51
Dilatation and curettage	69.01	69.01
Intrauterine injection	75.0	75.0
Therapeutic abortion <b>[unspecified]</b>	69.51	-
Dilatation and curettage following abortion		69.02
Dilatation and curettage following pregnancy		69.02
Aspiration curettage following abortion		69.52



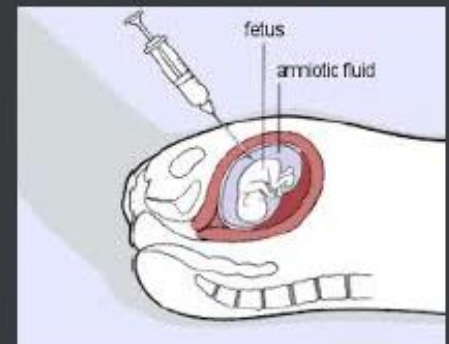
Menstrual regulation



Aspiration curettage



Dilatation curettage



Intrauterine injection



# FAILED ATTEMPTED ABORTION

## FAILED MEDICAL ABORTION

- ไม่มีการคลอด
- ทารกมีชีวิตรอดในครรภ์
- มีภาวะแทรกซ้อนหรือไม่
  - FAILED THERAPEUTIC ABORTION
  - FAILED ATTEMPT ABORTION WITH COMPLICATION

# OTHER ABORTION

- สาเหตุอื่นๆ
  - หัตถการ : AMNIOCENTESIS
  - อุบัติเหตุ
  - ILLEGAL ABORTION
- บันทึกสาเหตุชักนำ

**O05 Other abortion**

**O06 Unspecified abortion**

# ABNORMAL PRODUCT OF CONCEPTION

O01.- Hydratidiform mole

O02 Other abnormal product of conception

O02.0 Blighted ovum

O02.1 Missed abortion

O02.8 Other abnormal product of conception

O02.9 abnormal product of conception, unspecified

# MISSED ABORTION

- แท้งค้าง
- ทารกเสียชีวิตในครรภ์ก่อน 20 สัปดาห์ โดยปากมดลูกยังปิดอยู่
- วินิจฉัย  
  - PV : OS CLOSE, CLOSED CERVIX
  - U/S : NO FHS

## 002.1 Missed abortion

Early fetal death with retention of dead fetus

**Excl.:** missed abortion with:

- blighted ovum ([002.0](#))
- mole:
  - hydatidiform ([001.-](#))
  - nonhydatidiform ([002.0](#))

# ECTOPIC PREGNANCY

## **000** Ectopic pregnancy

*Incl.:* ruptured ectopic pregnancy

Use additional code from category O08.-, if desired, to identify any associated complication.

### **000.0** Abdominal pregnancy

*Excl.:* delivery of viable fetus in abdominal pregnancy ([O83.3](#))  
maternal care for viable fetus in abdominal pregnancy ([O36.7](#))

### **000.1** Tubal pregnancy

Fallopian pregnancy  
Rupture of (fallopian) tube due to pregnancy  
Tubal abortion

### **000.2** Ovarian pregnancy

### **000.8** Other ectopic pregnancy

Pregnancy:

- cervical
- cornual
- intraligamentous
- mural

### **000.9** Ectopic pregnancy, unspecified

ตำแหน่งที่มีการฝังตัว



The background features a light blue gradient that transitions from a pale, almost white hue at the top to a deeper, medium blue at the bottom. Scattered across this gradient are numerous water droplets of various sizes and shapes. Some droplets are large and prominent, while others are small and delicate. Each droplet is rendered with a soft, realistic glow and a subtle shadow, giving them a three-dimensional appearance as if they are floating or resting on a surface.

**DELIVERY**

The background features a light blue gradient with several realistic water droplets of various sizes scattered across the surface. The droplets have highlights and shadows, giving them a three-dimensional appearance.

# DELIVERY vs LABOUR

# PRINCIPLE

- **INDICATION** : ข้อบ่งชี้ให้นำพาให้คลอด
- โรคหรือภาวะแทรกซ้อนของการคลอด
- **MODE OF DELIVERY** : วิธีการคลอด
- **OUTCOME OF DELIVERY**

# NORMAL LABOUR

- SPONTANEOUS
- VERTEX PRESENTATION
- WITHOUT PROLONGATION
- MINIMAL AID
- NO COMPLICATIONS

## **080** Single spontaneous delivery

*Incl.:* cases with minimal or no assistance, with or without episiotomy delivery in a completely normal case

**080.0** Spontaneous vertex delivery

**080.1** Spontaneous breech delivery

**080.8** Other single spontaneous delivery

**080.9** Single spontaneous delivery, unspecified  
Spontaneous delivery NOS

# MODE OF DELIVERY

## O80 TO O84

- SPONTANEOUS
- ASSISTED
- CAESAREAN SECTION : ELECTIVE OR EMERGENCY
- NUMBER : SINGLE OR MULTIPLE



# SPONTANEOUS DELIVERY

## **080** Single spontaneous delivery

*Incl.:* cases with minimal or no assistance, with or without episiotomy delivery in a completely normal case

**080.0** Spontaneous vertex delivery

**080.1** Spontaneous breech delivery

**080.8** Other single spontaneous delivery

**080.9** Single spontaneous delivery, unspecified

Spontaneous delivery NOS

# ASSISTED DELIVERY

**Forceps**

**Vacuum**

<b>081</b>	<b>Single delivery by forceps and vacuum extractor</b> <i>Excl.:</i> failed application of vacuum extractor or forceps ( <a href="#">O66.5</a> )
<b>081.0</b>	<b>Low forceps delivery</b>
<b>081.1</b>	<b>Mid-cavity forceps delivery</b>
<b>081.2</b>	<b>Mid-cavity forceps with rotation</b>
<b>081.3</b>	<b>Other and unspecified forceps delivery</b>
<b>081.4</b>	<b>Vacuum extractor delivery</b> Ventouse delivery
<b>081.5</b>	<b>Delivery by combination of forceps and vacuum extractor</b> Forceps and ventouse delivery

# ASSISTED DELIVERY

- 083** **Other assisted single delivery**
- 083.0** **Breech extraction**
- 083.1** **Other assisted breech delivery**
  - Breech delivery NOS
- 083.2** **Other manipulation-assisted delivery**
  - Version with extraction
- 083.3** **Delivery of viable fetus in abdominal pregnancy**
- 083.4** **Destructive operation for delivery**
  - Cleidotomy
  - Craniotomy
  - Embryotomyto facilitate delivery
- 083.8** **Other specified assisted single delivery**
- 083.9** **Assisted single delivery, unspecified**
  - Assisted delivery NOS

**O80.1**  
**Spontaneous breech delivery**

# CAESAREAN SECTION

- 082** Single delivery by caesarean section
- 082.0** Delivery by elective caesarean section  
Repeat caesarean section NOS
- 082.1** Delivery by emergency caesarean section
- 082.2** Delivery by caesarean hysterectomy
- 082.8** Other single delivery by caesarean section
- 082.9** Delivery by caesarean section, unspecified

# MULTIPLE DELIVERY

## **084** Multiple delivery

Use additional code (O80-O83), if desired, to indicate the method of delivery of each fetus or infant.

**084.0** Multiple delivery, all spontaneous

**084.1** Multiple delivery, all by forceps and vacuum extractor

**084.2** Multiple delivery, all by caesarean section

**084.8** Other multiple delivery

Multiple delivery by combination of methods

**084.9** Multiple delivery, unspecified



# สถิติศาสตร์หัตถการ

## Normal

Summary Procedure	ICD-9-CM
Crede maneuver	73.59
Episiotomy	73.6

## Assisted

Summary Procedure	ICD-9-CM
Breech extraction	72.52
Breech extraction with forceps to aftercoming head	72.51
Total breech extraction	72.54
Total breech extraction with forceps to aftercoming head	72.53
Vacuum extraction	72.79
Vacuum extraction with episiotomy	72.71
Low forceps extraction [with episiotomy]	72.0 [72.1]
Mid forceps extraction [with episiotomy]	72.21 [72.29]
Mid forceps extraction [with episiotomy]	72.31 [72.39]
Forceps rotation of fetal head	72.4
Forceps extraction to aftercoming head	72.6

## C/S

Summary Procedure	ICD-9-CM
Low transverse caesarean section	74.1
Low vertical caesarean section	74.1
Extraperitoneal caesarean section <sup>#</sup>	74.0
Classical caesarean section	74.2
Caesarean section	74.99
Caesarean hysterectomy	74.- + 68.49
Caesarean section, other technique	74.4
Destruction of fetus	73.8
Clavicotomy	73.8
Cleidotomy	73.8

<sup>#</sup>The peritoneal cavity is not opened, for infected uterine content as chorioamnionitis

# OUTCOME OF DELIVERY

- จำนวน
- มีชีพหรือไม่
  - LIVE BIRTH
  - STILLBIRTH

Summary Diagnosis	ICD-10
Single live birth	Z37.0
Twins, both live birth	Z37.2
Multiple births, all live birth [ <b>&gt;2 babies</b> ]	Z37.5
Single stillbirth	Z37.1
Twins, one live birth and one stillbirth	Z37.3
Twins, all stillbirth	Z37.4
Multiple births, some live birth [ <b>&gt;2 babies</b> ]	Z37.6
Multiple births, all stillbirth [ <b>&gt;2 babies</b> ]	Z37.7
No data	Z37.9

# ABNORMAL DELIVERY

- **FALSE LABOUR**
- **PRETERM LABOUR**
- **PRETERM DELIVERY**
- **RAPID DELIVERY/PRECIPITATE DELIVERY**
- **PROLONGED PREGNANCY**
- **PROM**



# TRUE LABOUR

- สม่่าเสมอ
- แรงขึ้น
- ถี่ขึ้น
- **MUCOUS BLOODY SHOW**
- ปากมดลูกเปิด/บาง



# FALSE LABOUR

- O47 FALSE LABOUR
- O47.0 FALSE LABOUR GA < 37 WKS
- O47.1 FALSE LABOUR GA  $\geq$  37 WKS
- O47.9 FALSE LABOUR; UNSPECIFIED

**Gestation age**

# PRETERM LABOUR

- TRUE LABOUR BEFORE 37 WKS.
- 3 ลักษณะ
  - ไม่คลอด
  - คลอดก่อนกำหนด
  - คลอดครบกำหนด

## **060** Preterm labour and delivery

*Incl.:* Onset (spontaneous) of labour before 37 completed weeks of gestation

### **060.0** Preterm labour without delivery

Preterm labour:

- induced
- spontaneous

### **060.1** Preterm spontaneous labour with preterm delivery

Preterm labour with delivery NOS

Preterm spontaneous labour with preterm delivery by caesarean section

### **060.2** Preterm spontaneous labour with term delivery

Preterm spontaneous labour with term delivery by caesarean section

### **060.3** Preterm delivery without spontaneous labour

Preterm delivery by:

- caesarean section, without spontaneous labour
- induction

# Precipitate Labour

Express delivery — Precipitate labour — Rapid delivery — Rapid labour — Rapid second stage

---

◎ การคลอดที่เกิดขึ้นน้อยกว่า 3 ชั่วโมงนับจากตั้งแต่เริ่มเจ็บครรภ์หรือการเจ็บครรภ์ของระยะที่หนึ่งและสองรวมกันน้อยกว่า 2 ชั่วโมง

## ▶ Maternal complications

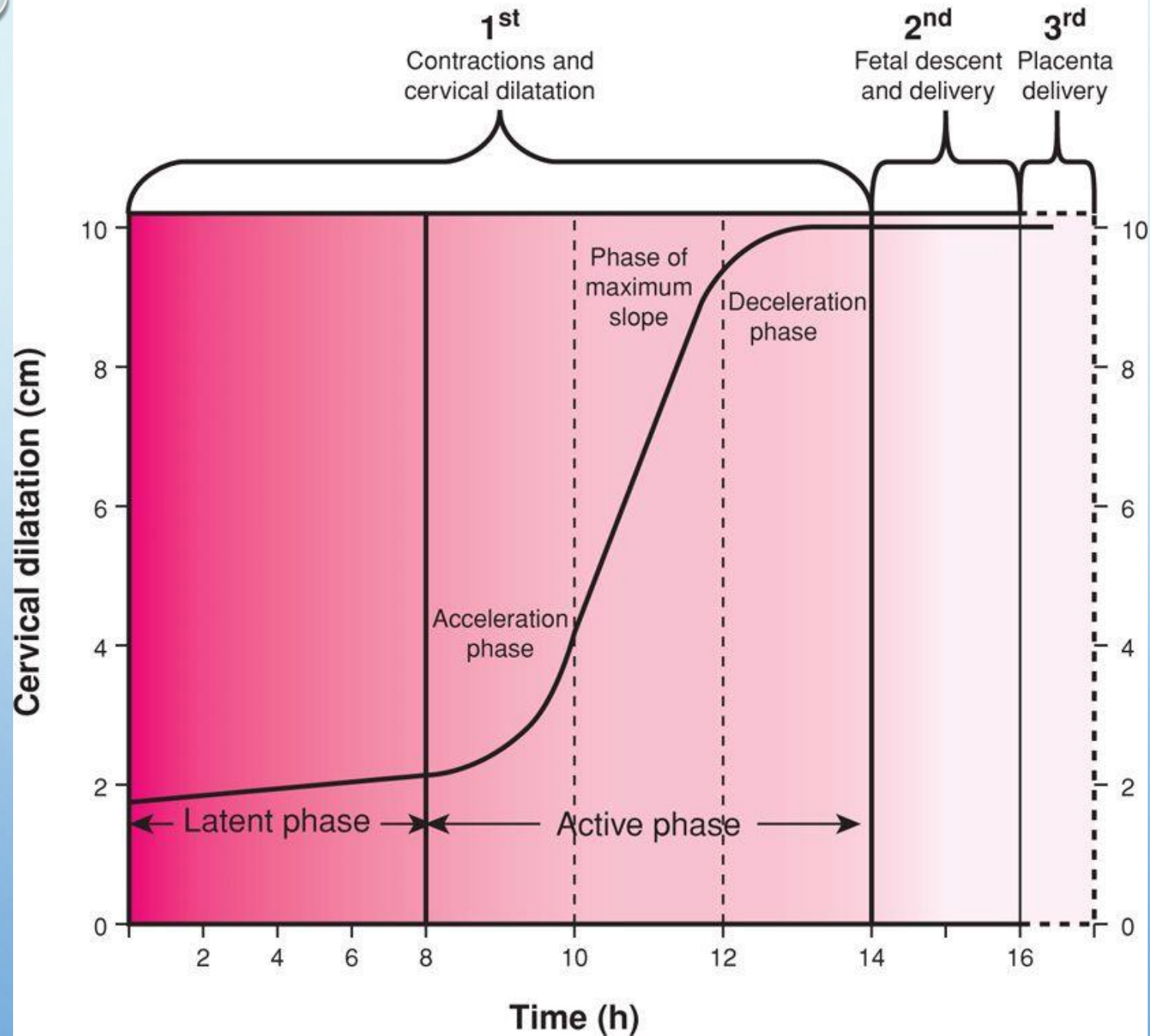
- Laceration of cervix, vagina, and/or perineum
- Postpartum haemorrhage
- Inversion of uterus, Rupture of uterus
- Amniotic embolism

## ▶ Newborn complications

- Birth injuries: Intracranial haemorrhage, Brachial plexus injury
- Wet lung

O62.3 Precipitate labour

# Stages of Labor





# PROM

- น้ำเดิน ก่อนมีการเจ็บครรภ์
- 4 ลักษณะ
  - น้ำเดิน และเจ็บครรภ์ภายใน 24 ชม.
  - น้ำเดิน และเจ็บครรภ์หลัง 24 ชม.
  - น้ำเดิน และให้ยาช่วยยับยั้งการเจ็บครรภ์
  - ไม่มีรายละเอียด

## 042 Premature rupture of membranes

042.0 Premature rupture of membranes, onset of labour within 24 hours

042.1 Premature rupture of membranes, onset of labour after 24 hours  
*Excl.:* with labour delayed by therapy ([042.2](#))

042.2 Premature rupture of membranes, labour delayed by therapy

042.9 Premature rupture of membranes, unspecified

## Z36.8 : Screening for PROM

สงสัย แต่ไม่มีน้ำเดิน



The background features a light blue gradient that transitions from a pale, almost white hue at the top to a deeper, more saturated blue at the bottom. Scattered across this gradient are numerous water droplets of varying sizes and shapes. Some droplets are large and prominent, showing clear highlights and shadows that give them a three-dimensional appearance. Others are smaller and more numerous, creating a sense of mist or a light rain. The droplets are distributed across the frame, with a higher concentration in the upper and lower corners, leaving the central area where the text is located relatively clear.

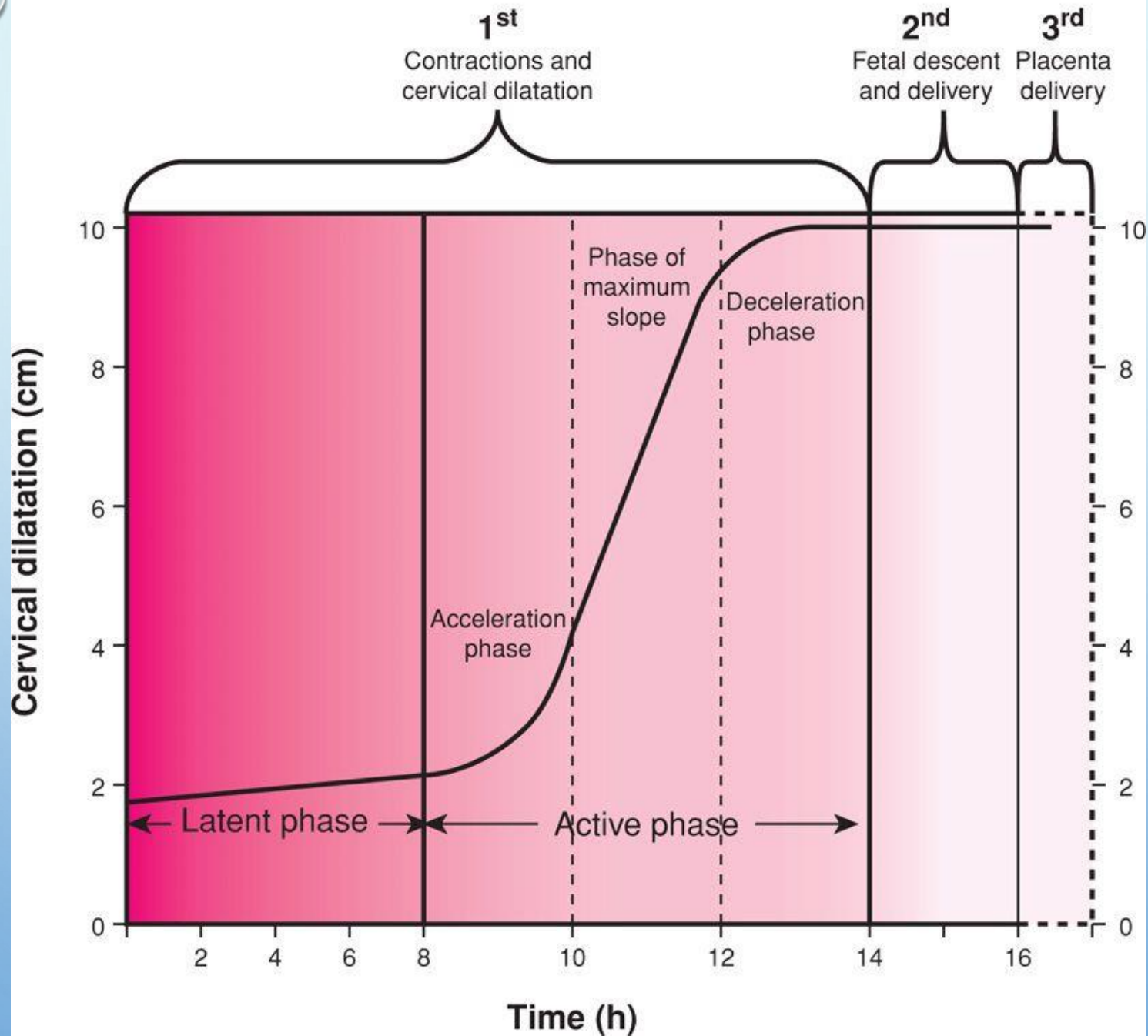
# LONG LABOUR

## • DEFINITION

- **DYSTOCIA** : คลอดยาก ล่าช้ากว่าปกติ แต่อาจจะดำเนินต่อไปได้
- **PROLONG LABOUR** : มีการเจ็บครรภ์คลอดยาวนาน
  - เกินกว่า 24 ชม. ในห้องแรก
  - เกินกว่า 16 ชม. ในห้องถัดไป
- **OBSTRUCTED LABOUR** : การคลอดติดขัด ไม่สามารถดำเนินได้ตามปกติ และต้องได้รับการแก้ไข

**Not before active phase of labour**

# Stages of Labor

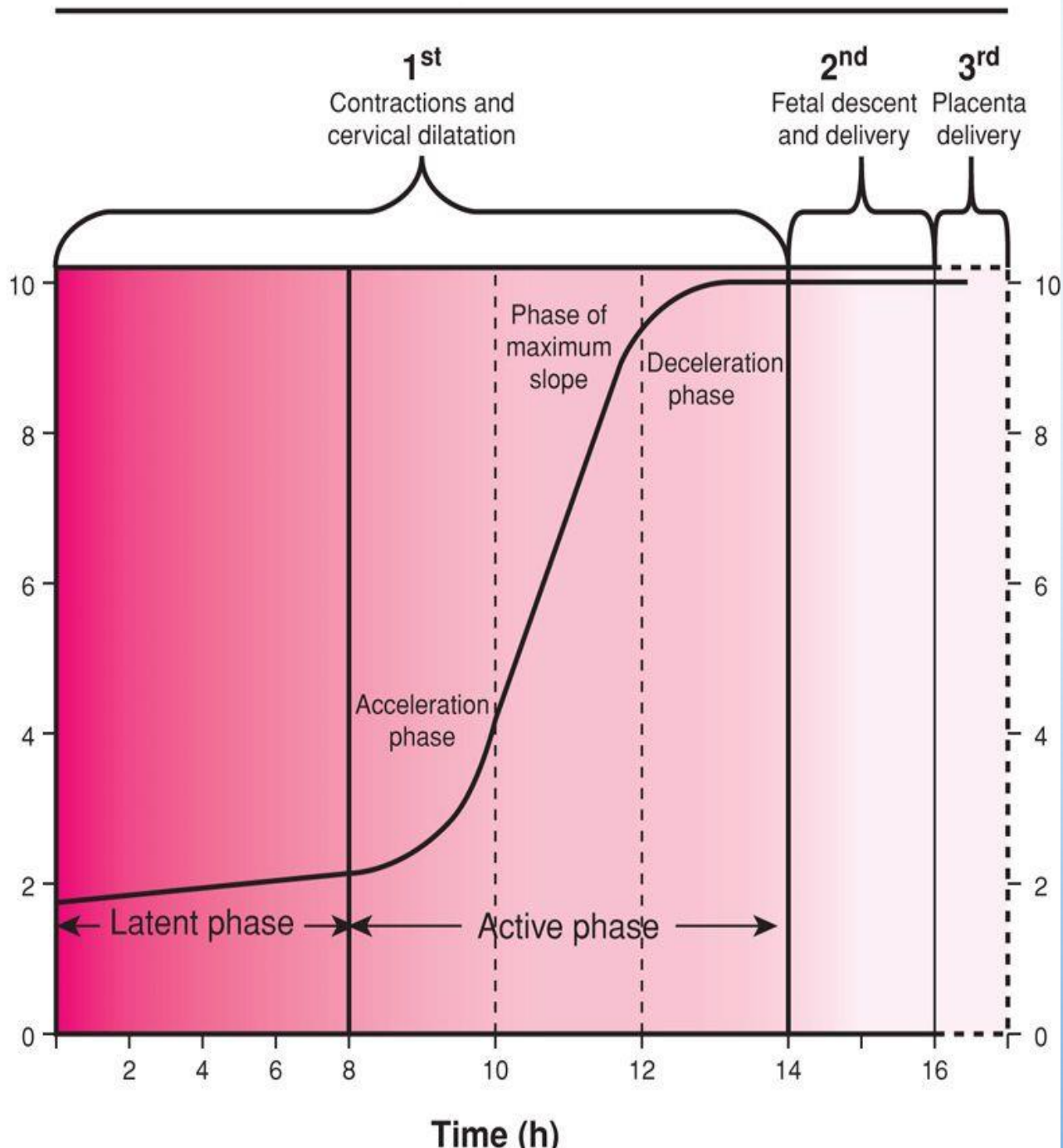


# CAUSE OF LONG LABOUR

- POWER : UTERINE FUNCTION
- PASSENGER : FETAL POSITION AND PRESENTATION
- PASSAGE : CEPHALOPELVIC DISPROPORTION

# Stages of Labor

Cervical dilatation (cm)



O63.0

Prolong first stage

O63.1

Prolong second stage

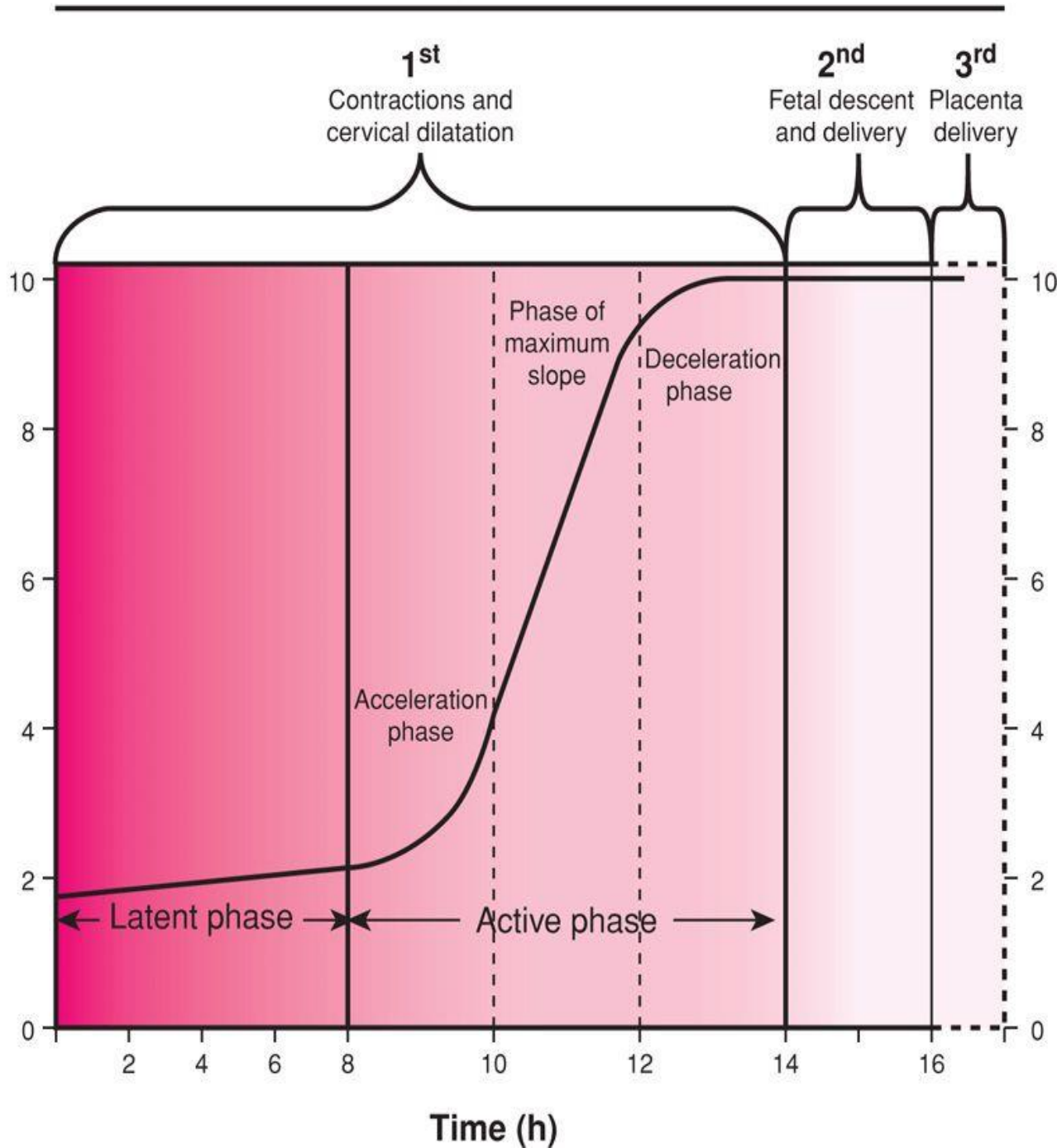
O63.9

Long labour, unspecified



# Stages of Labor

Cervical dilatation (cm)



O62.0

Failure of cervical dilate

Uterine inertia during latent phase

O62.1

Arrested active phase

Uterine inertia during active phase

O62.2

Hypotonic uterine contraction

O62.4

Hypertonic uterine contraction

# OBSTRUCTED LABOUR

- **PROLONG DECELERATION PHASE**

- ครรภ์แรก  $> 3$  ชม
- ครรภ์ถัดไป  $> 1$  ชม.

- **SECOND ARREST OF DILATATION**

- ปากมดลูกไม่ขยายมากขึ้น  $> 1$  ชม.

- **ARREST OF DESCENT**

- ส่วนหน้าไม่เคลื่อนลงต่ำ  $> 1$  ชม.

- **TIMING**

- ก่อนเจ็บครรภ์ : **MATERNAL CARE DUE TO CONDITION**
- เป็นสาเหตุการคลอดติดขัด : **OBSTRUCTED LABOUR DUE TO CONDITION**



# CPD

With or Without 'Labour pain'

Maternal caused	No labour pain	Obstructed labour	Fetal caused	No labour pain	Obstructed labour
Deformed pelvis	O33.0	O65.0	Large fetus	O33.5	O66.2
Contracted pelvis			Fetal deformities	O33.7	O66.3
Generally contraction	O33.1	O65.1	Hydrocephalic fetus	O33.6	O66.3
Inlet contraction	O33.2	O65.2	Locked twins	-	O66.2
Mid-cavity contraction	O33.3	O65.3	Shoulder dystocia	-	O66.1
Outlet contraction	O33.3	O65.3	Failed vacuum and forceps	-	O66.5
Cephalopelvic disproportion	O33.9	O65.4	Unknown	-	O66.9
			Mixed maternal and fetal origin	O33.4	-



# Malposition / Malpresentation

With or Without 'Labour pain'

Maternal caused	No labour pain	Obstructed labour
Breech presentation	032.1	064.1
Face presentation	032.3	064.2
Brow presentation	032.3	064.3
Shoulder presentation	032.8	064.4
Compound presentation	032.6	064.5
Incomplete rotation	032.8	064.0




The background is a light blue gradient with several realistic water droplets of various sizes scattered across the surface. The droplets have highlights and shadows, giving them a three-dimensional appearance.

# **MEDICAL CONDITIONS IN PREGNANT**





# COMMON

- HYPERTENSION
  - PRE-ECLAMPSIA/ECLAMPSIA
  - HELLP
  - DIABETES
  - INFECTION
- 

# PRINCIPLE

- **PRE-EXISTING** : เกิดก่อนการตั้งครรภ์
- **PREGNANCY INDUCE/GESTATIONAL** : เกิดระหว่างตั้งครรภ์
- **DURING DELIVERY** : เกิดระหว่างการคลอด
- **POSTPARTUM** : เกิดระยะหลังคลอด

The background is a light blue gradient with several realistic water droplets of various sizes scattered across the surface. The droplets have highlights and shadows, giving them a three-dimensional appearance.

# **HYPERTENSION**

# HYPERTENSION IN PREGNANCY

SBP > 140 MMHG OR DBP > 90 MMHG

## KEYWORD

GA : CUT POINT 20 WKS

PROTEINURIA

EDEMA

SEIZURE

GA < 20 wks : Pre-existing hypertion  
O10.-

GA < 20 wks : Pre-eclampsia superimposed  
O11

GA  $\geq$  20 wks : Pregnancy induced hypertension  
O13, O14.-



# PRE-ECLAMPSIA

Parameters	Mild	Severe
Clinical parameters		
Systolic blood pressure (mmHg)	140-160	$\geq 160$
Diastolic blood pressure (mmHg)	90-110	$\geq 110$
Headache	Absent	Present
Visual disturbances	Absent	Present
Epigastric pain	Absent	Present
Laboratory parameters		
Urinary output	$> 500$ ml/24 h	$\leq 500$ ml/24 h
Urinary protein	$< 5$ g/24 h	$\geq 5$ g/24 h
Urinary dipstick	1+/2+	3+/4+

O14.-

**HELLP syndrome**

**H** : Hemolysis

**EL** : Elevate Liver enzyme

**LP** : Low Platelets

Mild pre-eclampsia + 1 feature of HELLP : Severe pre-eclampsia

**ECLAMPSIA**

**PRE-ECLAMPSIA**

**+**

**SEIZURE**

**015.-**

---

**014** Pre-eclampsia

*Excl.:* superimposed pre-eclampsia ([O11](#))

**014.0** Mild to moderate pre-eclampsia**014.1** Severe pre-eclampsia**014.2** HELLP syndrome

Combination of hemolysis, elevated liver enzymes and low platelet count

**014.9** Pre-eclampsia, unspecified

---

**015** Eclampsia

*Incl.:* convulsions following conditions in O10-O14 and O16  
eclampsia with pregnancy-induced or pre-existing hypertension

**015.0** Eclampsia in pregnancy**015.1** Eclampsia in labour**015.2** Eclampsia in the puerperium**015.9** Eclampsia, unspecified as to time period

Eclampsia NOS

---

**016** Unspecified maternal hypertension

# Without Hypertension

**012** Gestational [pregnancy-induced] oedema and proteinuria without hypertension

**012.0** Gestational oedema

**012.1** Gestational proteinuria

**012.2** Gestational oedema with proteinuria

# DIABETES

The background of the slide is a light blue gradient that transitions from a pale, almost white blue at the top to a slightly darker blue at the bottom. Scattered across this gradient are numerous water droplets of various sizes. Some are large and prominent, while others are small and delicate. Each droplet is rendered with a soft, realistic effect, showing highlights and shadows that give them a three-dimensional appearance. The droplets are more densely clustered in the upper left and lower right corners, with a few isolated ones in the center and other areas.



# DIABETES IN PREGNANT

- PRE-EXISTING DM
  - เป็นก่อนตั้งครรภ์
  - TYPE 1 OR TYPE 2
- GESTATIONAL DM
  - เป็นเมื่อตั้งครรภ์แล้ว
  - TYPE A1 OR TYPE A2

<b>024</b>	<b>Diabetes mellitus in pregnancy</b> <i>Incl.:</i> in childbirth and the puerperium
<b>024.0</b>	<b>Pre-existing type 1 diabetes mellitus</b>
<b>024.1</b>	<b>Pre-existing type 2 diabetes mellitus</b>
<b>024.2</b>	<b>Pre-existing malnutrition-related diabetes mellitus</b>
<b>024.3</b>	<b>Pre-existing diabetes mellitus, unspecified</b>
<b>024.4</b>	<b>Diabetes mellitus arising in pregnancy</b> Gestational diabetes mellitus NOS
<b>024.9</b>	<b>Diabetes mellitus in pregnancy, unspecified</b>

Type A1 : Diet control  
Type A2 : Medication

The background is a light blue gradient with several realistic water droplets of various sizes scattered across it. The droplets have highlights and shadows, giving them a three-dimensional appearance. The word "INFECTIONS" is centered in the middle of the image in a bold, black, sans-serif font.

# INFECTIONS

# INFECTION IN PREGNANT

- มีหลายหมวด
- สัมพันธ์กับการตั้งครรภ์ หรือไม่
  - GU TRACT INFECTION IN PREGNANCY : O23.-
  - INFECTION OF BREAST WITH CHILDBIRTH : O91.-
  - INFECTION IN PUERPERIUM : O85, O86.-
- INFECTION IN PREGNANT : O98.-

O75.2 : Pyrexia during labour

O75.3 : Other infection during labour

รหัสเฉพาะ สัมพันธ์กับการตั้งครรภ์  
พิจารณาให้รหัสเจาะจงเชื้อโรคร่วมด้วย

ไม่สัมพันธ์กับการตั้งครรภ์โดยตรง  
พิจารณาให้รหัสเจาะจงเชื้อโรคร่วมด้วย

## GU tract infection in pregnancy : O23.-

- O23.0 Infections of kidney in pregnancy**
- O23.1 Infections of bladder in pregnancy**
- O23.2 Infections of urethra in pregnancy**
- O23.3 Infections of other parts of urinary tract in pregnancy**
- O23.4 Unspecified infection of urinary tract in pregnancy**
- O23.5 Infections of the genital tract in pregnancy**
- O23.9 Other and unspecified genitourinary tract infection in pregnancy**  
Genitourinary tract infection in pregnancy NOS

## Infection of breast with childbirth : O91.-

- O91.0 Infection of nipple associated with childbirth**
- O91.1 Abscess of breast associated with childbirth**
- O91.2 Nonpurulent mastitis associated with childbirth**

## Infection in puerperium : O85, O86.-

- O85 Puerperal sepsis**  
[included endometritis, fever, peritonitis, sepsis]
- O86.0 Infections of obstetric surgical wound**
- O86.1 Other infection of genital tract following delivery**
- O86.2 Urinary tract infections following delivery**
- O86.3 Other genitourinary tract infections following delivery**
- O86.4 Pyrexia of unknown origin following delivery**
- O86.8 Other specified puerperal infections**





# Infections in Pregnant

Use additional code [A or B] to identify specific condition

- O98.0 Tuberculosis complicating pregnancy, childbirth and the puerperium [A15-A19]
- O98.1 Syphilis complicating pregnancy, childbirth and the puerperium [A50-A53]
- O98.2 Gonorrhoea complicating pregnancy, childbirth and the puerperium [A54.-]
- O98.3 Other infections with a predominantly sexual mode of transmission complicating pregnancy, childbirth and the puerperium [A55-A64]
- O98.4 Viral hepatitis complicating pregnancy, childbirth and the puerperium [B15-B19]
- O98.5 Other viral disease complicating pregnancy, childbirth and the puerperium [A80-B09, B25-B34]
- O98.6 Protozoal diseases complicating pregnancy, childbirth and the puerperium [B50-B64]
- O98.7 Human immunodeficiency virus [HIV] disease complicating pregnancy, childbirth and the puerperium [B20-B24]
- O98.8 Other maternal infections and parasitic diseases complicating pregnancy, childbirth and the puerperium
- O98.9 Unspecified maternal infectious or parasitic disease complicating pregnancy, childbirth and the puerperium

The background features a light blue to medium blue gradient. Scattered across the surface are numerous water droplets of various sizes, some appearing as simple circles and others as more complex, rounded shapes with highlights and shadows, giving them a three-dimensional appearance.

# **PUERPERAL COMPLICATIONS**



# COMMON

- HEMORRHAGE
  
- SOFT TISSUE INJURY
  - PERINEAL LACERTION
  - ADJACENT ORGANS





# POSTPARTUM HEMORRHAGE

- นิยาม
  - คลอดทางช่องคลอด :  $> 500$  ML
  - ผ่าตัดคลอด :  $> 1000$  ML
- สาเหตุ
  - รก : RETAINED PLACENTA
  - มดลูก : UTERINE ATONY
  - อื่นๆ : COAGULATION DEFECT

## Diagnosis

- O72.0 Retained placenta
- O72.1 Uterine atony
- O72.2 Delayed postpartum hemorrhage
- O72.3 Coagulation defect
- O75.1 Obstetric shock

## Procedure

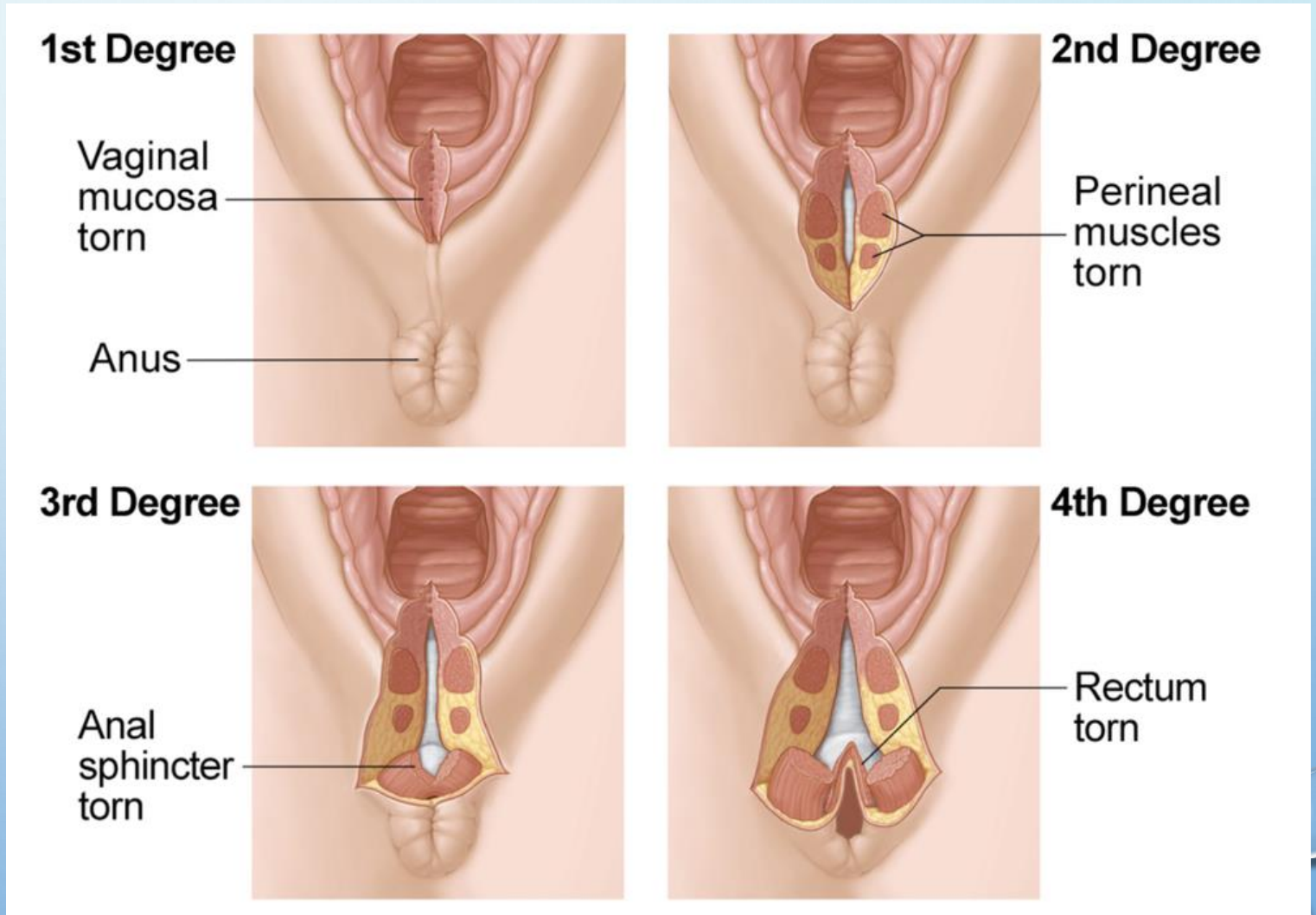
- 75.4 Manual remove of retained placenta
- 69.02 Curettage following delivery

ถ้ามีภาวะ **Shock** ให้บันทึก **Obstetric shock**



# PERINEAL LACERATION

- ไม่ได้ตัดฝีเย็บ (EPISIOTOMY)
- ฉีกขาดเพิ่มจากที่ตัดไว้เดิม
- ไม่นับการฉีกขาดในตำแหน่งอื่น



# PERINEAL LACERATION

## REPAIR PERINEUM

เย็บซ่อมฝีเย็บที่ฉีกขาดระหว่างคลอด

- ไม่ได้ตัดฝีเย็บ
- ฉีกขาดมากกว่าเดิม

หัตถการ

73.6 SUTURE OF CURRENT EPISIOTOMY [ALL]

75.69 REPAIR OF VAGINA, PERINEUM [2<sup>ND</sup> DEGREE]

75.62 REPAIR OF ANAL SPHINCTER, RECTUM [3<sup>RD</sup> & 4<sup>TH</sup> DEGREE]

Diagnosis	Code
First degree perineal laceration	O70.0
Second degree perineal laceration	O70.1
Third degree perineal laceration	O70.2
Fourth degree perineal laceration	O70.3
Obstetric laceration of perineum	O70.9

# ADJACENT ORGANS INJURY

Diagnosis	Code
Obstetric laceration of cervix	O71.3
Obstetric laceration of vagina	O71.4
Obstetric laceration of urethral	O71.5
Obstetric laceration of urinary bladder	O71.5
Obstetric damage to pelvic joint and ligament	O71.6
Obstetric hematoma of perineum	O71.7
Obstetric ruptured uterus	O71.1
Other obstetric trauma	O71.8
Obstetric trauma, unspecified	O71.9